



E-Alert Notification Service Update

Please use **BLOCK** letters and tick the boxes where applicable. Please allow for 5 business days from the receipt of your request for your updated Bank records to take effect.

ABOUT MYSELF

Name:

NRIC/Passport No.:

Mobile No. in Bank's Record:

Email Address in Bank's Record:

Update of my mobile number and email address (if different from above)

Local Mobile No.:

Overseas Mobile No.: +

Country Code

Mobile No.

Email Address:

Please note:

- Updating of your mobile number or email address will not change your preferred mode of receiving E-Alerts.
- If you are currently receiving CIMB *Clicks* SMS-OTP, your SMS-OTP mobile number will be updated.
- If both mobile number and email address are provided, E-Alerts and CIMB *Clicks* SMS-OTPs will only be sent to the local mobile number.
- For security reasons, each mobile number can only be used by one customer for receiving E-Alerts and CIMB *Clicks* SMS-OTPs. Similarly, each email address can only be used by one customer for receiving E-Alerts.
- Your contact details with the Bank will be updated according to what you have furnished in this form.

My E-Alert Notification Profile Setting

Transaction Type	Default	My Update		
	Threshold Amount	Preferred Threshold Amount (min. SGD 100 and max. SGD 20,000, in multiples of one hundred)	E-Alert Mode (Select one only)	
ATM Cash Withdrawal	SGD 1,000	SGD	<input type="checkbox"/> SMS	<input type="checkbox"/> Email <input type="checkbox"/> Do Not Send
Cheque Presented for Payment/ Returned Cheque (Outward)	SGD 1,000	SGD	<input type="checkbox"/> SMS	<input type="checkbox"/> Email <input type="checkbox"/> Do Not Send
Setting Up of Standing Instructions/ Direct Debit Authorisation			<input type="checkbox"/> SMS	<input type="checkbox"/> Email <input type="checkbox"/> Do Not Send

*For CIMB *Clicks* Internet Banking transaction alert set-up, please log in to www.cimbclicks.com.sg

AUTHORISATION AND AGREEMENT

I have read the notes and I agree that the Bank may update my records by verifying my signature below against the same in the Bank's records even though the signature(s) on record for one account may differ from those on record for another account.

Signature

Date:

FOR BANK USE ONLY

BRANCH:

ORCHARD

RAFFLES PLACE

MAIL-IN

ATTENDED/VERIFIED BY:

DATE:

ECO INPUT BY:

DATE:

INPUT BY:

DATE:

APPROVED BY:

DATE:

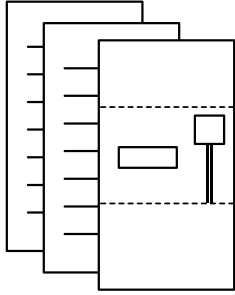
ECO CHECKED BY:

DATE:

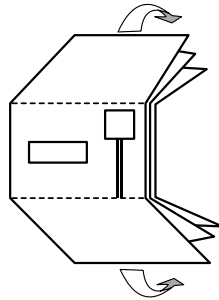
Thank you for banking with CIMB Bank.
CIMB Bank Berhad (13491-P)

For assistance, please call CIMB At-Your-Service (65) 6333 7777
or email AtYourService@cimb.com

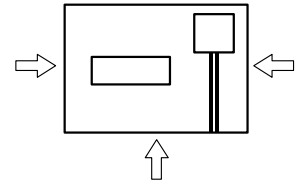
HOW TO USE THE BUSINESS REPLY ENVELOPE (BRE)



1. Place documents together with the BRE.



2. Fold inwards along the dotted lines as indicated.



3. Seal along edges with clear tape (do not staple). Drop sealed envelope into post box.

Fold Here



**Business Reply Service
Permit No. 08457**



CIMB BANK BERHAD
Attn: Account Services
Robinson Road, P.O. Box 0088
Singapore 900138

Strictly Private and Confidential

Postage
will be paid
by addressee.
For posting in
Singapore only.

Seal here with clear tape

Seal here with clear tape

Fold Here