

CIMB Clicks Internet Banking Service Request Form

Use **BLOCK** letters and tick the boxes or delete where applicable. Please allow for 5 business days from the receipt of your request for your updated Bank records to take effect.

Please mail the completed form to:
CIMB Bank Berhad, Account Services
Robinson Road, P.O. Box 0088
Singapore 900138

About Myself

Name as in NRIC/Passport: _____ NRIC/Passport No.: _____

Please mail my CIMB Clicks Activation Code and Security Device (if applicable) to:
(Address indicated must be registered in Bank's records)

Postal Code: _____

CIMB Clicks Internet Banking Application for 2nd Factor Authentication

I wish to access my account(s) through CIMB Clicks and obtain my One-Time-Password (OTP) for the purpose of 2nd Factor Authentication (2FA)* via:

SMS to my personal mobile no. (SMS-OTP): NEW UPDATE

Local Mobile No.: _____

Overseas Mobile No.: + _____ - _____

COUNTRY CODE

MOBILE NO.

Security Device (Only applicable to customers with Deposit account(s))

NEW REPLACEMENT REASON FOR REPLACEMENT: _____

A S\$20 replacement fee will apply for damaged or lost Security Devices.

DEBITING ACCOUNT NUMBER: _____

- *Notes:**
CIMB Clicks Internet Banking application for 2nd Factor Authentication:
- Please complete the 'SMS-OTP' section if you are an existing CIMB Clicks customer and wish to update your mobile no. for SMS-OTP. Also, if you are receiving E-Alert Notifications via SMS, your E-Alert Notification settings will be updated and notifications will be sent to this mobile no. If both local and overseas mobile no. are provided, Clicks SMS-OTP and E-Alerts will only be sent to the local mobile no. Your personal particulars with the Bank will be updated accordingly to what you have furnished in this form.
 - You are able to log in to CIMB Clicks with either a SMS-OTP or Security Device. However, only a Security Device allows you to perform all available transactions on CIMB Clicks. For more information on the different types of transactions that support SMS-OTP and Security Device, please visit www.cimbclicks.com.sg.

Instructions for CIMB Clicks Internet Banking Service (for existing CIMB Clicks customers)

- Re-issuance of Activation Code
Activation code is required to recover forgotten Clicks ID/password
- Termination of CIMB Clicks Internet Banking Service
- Reactivation of Clicks Access
as I have previously requested the Bank to deactivate it/it was deactivated by the system due to invalid login attempts.
- Reactivation of Security Device
as it was deactivated due to invalid OTP attempts.

Declaration

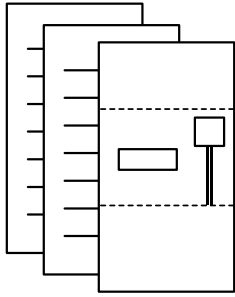
I have read, understood and retained a copy of the Terms and Conditions Governing Electronic Banking Services, E-Statements and E-Alerts, and any other terms and conditions relating to the Bank's products or services (all as may be amended from time to time) and agree to be bound by them.

Signature of Account Holder

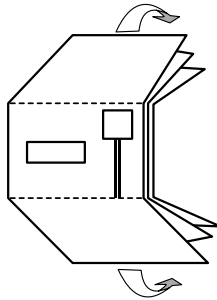
Date: _____

FOR BANK USE ONLY			
BRANCH:		CIF UPDATE:	
SECURITY DEVICE SERIAL NO.:	CHECKED BY:	INPUT BY:	CHECKED BY:
INPUT BY:	CHECKED BY:	INPUT BY:	CHECKED BY:
DATE:	DATE:	DATE:	DATE:

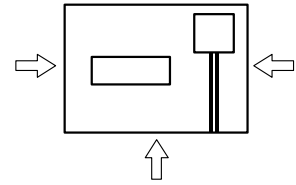
HOW TO USE THE BUSINESS REPLY ENVELOPE (BRE)



1. Place documents together with the BRE.



2. Fold inwards along the dotted lines as indicated.



3. Seal along edges with clear tape (do not staple). Drop sealed envelope into post box.

Fold Here



**Business Reply Service
Permit No. 08457**



CIMB BANK BERHAD
Attn: Electronic Channel Operations
(ECO)
Robinson Road, P.O. Box 0088
Singapore 900138

Postage
will be paid
by addressee.
For posting in
Singapore only.



Fold Here

Seal here with clear tape

Seal here with clear tape